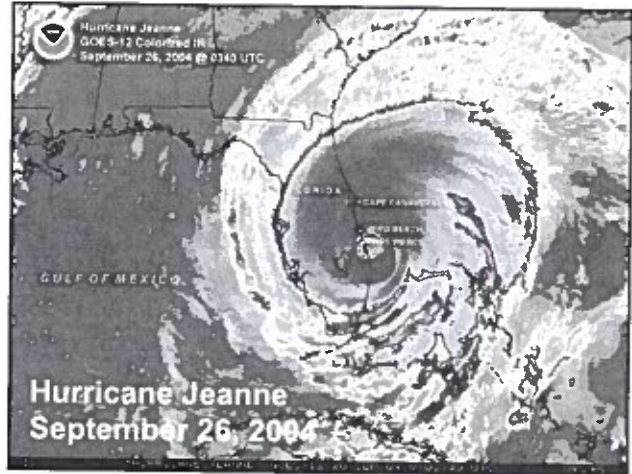



# HURRICANE

## PREPAREDNESS



You are urged by the Martin County Emergency Management Agency to plan ahead as to your course of action if a hurricane should threaten to hit the Martin County area. Consider the alternatives – review the checklist – BEFORE DISASTER STRIKES!

### PLAN A

Relocate outside the threatened area

### PLAN B

Stay with Local friends or relatives

### PLAN C

Stay Home

### PLAN D

Go to a Red Cross Shelter

**Martin County Fire Rescue  
Emergency Management Agency  
800 SE Monterey Road, Stuart, Florida 34994  
(772) 287-1652  
[www.martin.fl.us](http://www.martin.fl.us)**

## **MAKE A PLAN**

### **Plan A: Relocate outside the area.**

If you intend to travel a few hundred miles to get out of the threatened area, use a current road map to plan a route and stay clear of major bodies of water. If you have ill or disabled persons in your home, get a doctor's advice on where they should stay if a hurricane hits. If you relocate, do it early so you'll avoid traffic jams and dangerous winds.

### **Plan B: Stay with local friends or relatives.**

If you do not use Plan A, and if you expect to stay at someone else's home during the next hurricane, arrange it in advance. You'll want to be sure their place will be adequately prepared and supplied. Better have an alternate plan ready, too - in case a hurricane comes when the other folks are out of town.

### **Plan C: Stay Home.**

If you don't use Plan A or B, but plan to stay home, make sure that your home can withstand a hurricane, and that you are in reasonably good health. A house or apartment building that meets current Martin County Codes, if kept in good condition, and not located in a shore area, could be safe during a hurricane - provided you make the necessary preparations. (A mobile home is not safe in hurricane conditions, no matter how securely it's affixed to the ground.)

### **Plan D: Go to a Red Cross shelter.**

If you do not use Plan A, B or C, emergency shelters will be available in assigned Martin County schools. When such shelters are opened, they'll be announced on radio and television. If you plan to go to a shelter, be sure to leave as soon as the shelter's opening is announced, and bring along irreplaceable documents, and bedding.

No Pets will be admitted in a shelter - you must make prior arrangements.

## **MANY PEOPLE MAY HAVE TO EVACUATE**

In order to prevent widespread loss of life, it may be necessary for many persons to evacuate their homes if a hurricane threatens a direct hit on Martin County.

Barrier islands, as well as mainland shore areas, may have to be evacuated, depending on how hard a hurricane is expected to strike.

If this becomes necessary, authorities will broadcast announcements as to which localities should be evacuated.

If you hear such an announcement, and if you are in a location to be evacuated, it's vital that you get out without delay!

If too many residents are too slow in evacuating, bridges and causeways may become clogged, and many people could be trapped as a result. A hurricane causes sea levels to rise above normal tidal heights - with giant wind-driven waves and strong, unpredictable currents. These are the hurricane's worst killers.

Anyone living in a low-lying locale which may be swept over by high tides or storm surges should go to a prearranged safe location or travel completely outside the threatened area.

## **ADVANCE HURRICANE PREPARATIONS**

The hurricane season extends from June to November. Here are some preparedness steps that ought to be taken, even before any hurricane watch or warning is announced:

### **If You Plan To Stay At Home Make Sure You Have These Items:**

- Battery-operated radio
- Flashlight with extra batteries and bulbs
- Extra drinking water
- Emergency cooking facilities
- Fuel
- Matches
- Canned foods and canned milk
- Extra medicine, baby food, etc.
- First aid kit
- Strong boards, for boarding up windows
- Bleach
- Check to be certain that your emergency equipment is in good working order, and that your supplies are adequate to last several days if necessary.
- Be sure that all fire extinguishers are ready for use.
- If you have a large boat, make arrangements in advance for safe harbor in the event of a hurricane, as most draw bridges will be locked down.

---

**A "hurricane watch" means a hurricane may threaten an area.**

**A "hurricane warning" means a hurricane is expected to strike an area.**

---

## **WHEN A HURRICANE WARNING IS ANNOUNCED**

- Pay attention to official announcements on radio and television from the National Hurricane Center and the Emergency Management Agency.
- If you are in an exposed beach area or island, be ready to evacuate early. Pre-storm tides may cut you off if you don't move soon enough.

---

**You Will Not Be Asked To Leave Your Home Unless Your Life Is Seriously Threatened. If You Receive Word To Leave, GO!**

Gas up ahead of time to avoid lines at service stations. Gasoline might be unavailable for days after the hurricane strikes.

If you're going to drive anywhere before the hurricane comes, do it early. Help prevent traffic tie-ups and avoid storm damage. As winds become more forceful, they will make vehicles harder to control, as well as filling roads with debris. Pavements may become undermined and collapse under the weight of a car.

- If you are relocating outside the hurricane-threatened area, carry a current road map and follow a route that stays away from seashores, lakes, canals, etc. As the hurricane comes ashore, roads near major water bodies may be flooded even if they're many miles inland.

### Your Property

- Tie down or bring inside any outdoor objects that hurricane winds can transform into missiles of destruction: garbage cans, patio furniture, garden tools, signs, toys, etc. Remove coconuts from trees.
- Close shutters. Lash or remove awnings. Brace sliding glass doors and French doors.
- If you board up your house, nail securely.
- When you're taking down limbs or antennas, keep in mind that if the object you're holding makes even the slightest contact with a power line, it could cause you a serious electrical shock.
- If you can do it safely, without getting in contact with utility wires, remove any tree limbs that look like they could cause damage.
- If you want to take down your television antenna unplug the set first. The TV antenna is electrically charged.
- When lowering your citizens band radio antenna, telescope it down if possible. If it won't telescope down, look around in all directions and then lower the CB antenna away from power lines.
- Don't drain your swimming pool; draining just increases the possibility that the pool will pop out of the ground. Do turn off electricity to pool equipment (pump, motor, lighting, chlorinators). If filter pump is exposed, wrap with waterproof cover and tie securely. Add extra chlorine in pool, to prevent contamination.
- If you have a small boat (the size that can fit on a trailer), put the boat on the ground, remove the outboard motor, lash the boat down and half fill it with water. If you have a large boat, dock it in safe harbor.

### Food, Water, Medicine

- Double check to be certain you have adequate supplies of nonperishable foods, baby food if needed, medicines, etc., to last up to several days.
  - Turn your refrigerator and freezer to colder settings. Open only when absolutely necessary, and close quickly. If you take these precautions, a well-built, well-insulated and well-stocked refrigerator/freezer can maintain food-preserving temperatures up to two days without electricity.
- You might have to depend on your own emergency sources of water and cooking heat. Electric utility service may be shut off as a safety measure when winds reach hurricane force, or could be interrupted for hours or even days if the hurricane causes heavy damage to power facilities. County water supplies may also be interrupted by hurricane damage.

- Prepare your emergency water supply before the hurricane strikes. Sterilize the bathtub as well as available jugs, bottles, cooking utensils and other containers. Scrub thoroughly ... then sponge and swab with bleach ... then rinse. Let the tub and other containers dry. Then fill with water. Remember, later, to boil the water before drinking it. Your hot water tank is also a source of potable water.

## DURING THE HURRICANE



### Stay Indoors:

- If the calm eye of the hurricane passes through your area, continue to stay indoors - unless emergency repairs are absolutely necessary. Wind and rain may stop for as little as a few minutes or as long as a half hour or more.
- BEWARE:** The wind will pick up again - from the opposite direction, possibly with greater force than before!
- If the electricity goes off, use flashlights instead of candles or kerosene lamps when possible. And be careful with cooking flames. A gust of wind through a door or window could help start an accidental fire. The fire department may not be readily available when hurricane winds are blowing.
  - Use your telephone for emergencies only: jammed phone lines may obstruct emergency calls for police, firefighters, doctors and Red Cross disaster units.
  - Continue to conserve refrigeration. Open the refrigerator/freezer door as little as possible.
  - Continue to listen to radio or television for announcements from the National Hurricane Center and the Emergency Management Agency.
  - Remain indoors until the official "ALL CLEAR" is given. (If you're in a Red Cross shelter wait for the "ALL CLEAR" announcement to be made by your shelter manager.)



## AFTER THE HURRICANE

- Pay attention to instructions from official sources such as the police and the Emergency Management Agency.

### Avoid Electric Shock:

-  Don't touch fallen or low-hanging wires of any kind, under any circumstances.
-  Stay away from puddles having fallen wires in them. Don't touch any tree or object that's in contact with power lines.

Beware of weakened roads, bridges, tree limbs or porches which may collapse unexpectedly.

- Use your telephone for emergencies only:
  -  Do call the police or utility immediately to report hazards such as "live" power lines, broken gas or water mains, or overturned gas tanks.
  -  Don't use the phone to report interruptions in individual electric, gas, water or telephone service. Utilities have plans for complete service restoration. Report individual trouble to the utility only after service is generally restored in your neighborhood.
- If you are relying on emergency cooking facilities, lanterns or candles - remain cautious! In the event of an accident fire fighting will be difficult if water mains have been damaged by the hurricane.
- If your electricity is off, continue to conserve refrigeration.
- After power is restored, check food for possible spoilage.
- When you put up your CB or TV antenna again, check in all directions and make absolutely certain that if the antenna should happen to fall, it won't touch a powerline.

## HURRICANE PLAN CHECKLIST

Below are recommended tasks that should be performed upon issuance of a hurricane watch. Tasks are identified by an "x" placed under the appropriate column for sheltering at home, evacuating to a local shelter or evacuating to a destination outside the hurricane threat area.

In-place shelter	Evacuate locally	Evacuate out of area	<b>HURRICANE WATCH</b>
X	X	X	1. Check food, water and first aid kit inventory. Operability of flash lights/lanterns, portable radio(s) and batteries. Acquire or replace if needed. <i>(See suggested hurricane supply list or evacuation kit.)</i>
X	X	X	2. Check your prescription medicine and ensure you have at least a 2 week supply. Phone in prescription if required and pick up when ready.
X			3. Acquire a 7 day supply of drinking water. One gallon per person per day.
	X	X	4. Acquire a 3 day supply of drinking water. One gallon per person per day.
X	X	X	5. Pack 3 days of clothing, toiletries as well as any valuable items into water proof containers (plastic bags or suitcases).
X			6. Check food inventory and ensure there is a 7 day supply of nonperishable food available.
X			7. Set refrigerator/freezer thermostat to coldest setting.
	X	X	8. Check food inventory and ensure there is a 3 day supply of nonperishable food available.
X	X		9. If applicable, check working order of alternate equipment used for food preparation and that a 7 day supply of fuel is available. <i>(Remember that there will be interruption of electricity and natural gas).</i>
X	X	X	10. Secure outside items where possible.
X	X	X	11. If applicable, secure windows with storm shutters.
X	X	X	12. Ensure that your vehicle's fuel tank is kept at least 3/4 full.
		X	13. Load vehicle.
		X	14. If applicable, inform relatives of your evacuation destination.
	X	X	15. If applicable, turn off power, water and gas to residence.
		X	16. Drive to destination outside the threat area.
X	X	X	17. Monitor radio or TV for weather updates and local government instructions.

## HURRICANE PLAN CHECKLIST

Below are recommended tasks that should be performed upon issuance of a hurricane warning. Tasks are identified by an "x" placed under the appropriate column for sheltering at home, evacuating locally to a friend's house, Red Cross shelter or to a destination outside the hurricane threat area.

In-place shelter	Evacuate locally	Evacuate out of area	<b>HURRICANE WARNING</b>
X	X	X	1. Rush to completion all items listed under Hurricane Watch.
		X	2. Re-assess your evacuation to outside the threat area. It may now be too late to successfully reach destination. You may need to implement a backup plan.
X	X	X	3. Secure windows with storm shutters.
X			4. Move those items not readily needed into "safe space" area of house.
X	X	X	5. Monitor radio and TV for weather updates and local government announcements for protective actions, evacuation and shelter openings.
	X		6. Pack vehicle upon notification of shelter opening.
X	X	X	7. If applicable, inform relatives of your plan or evacuation destination.
X	X	X	8. If applicable, turn off power, water and gas to residence.
	X		9. Drive to your local shelter.
X	X		10. Monitor radio and TV for weather updates and local government instructions.

For the latest on-line hurricane information, go to [www.martin.fl.us](http://www.martin.fl.us) and select titles listed under Emergency Information. For hurricane planning information select any of the topics listed under "Hurricane"

OR

Contact the Emergency Management Agency at (772) 287-1652

# SUGGESTED HURRICANE SUPPLY LIST

- o Cash
- o Canned goods and nonperishable foods that do not need cooking, such as:
  - canned meats and fish
  - canned fruits and vegetables
  - canned soups and puddings
  - canned fruit juices
  - dried fruit
  - baby formula and food
  - bread, cookies and crackers
  - peanut butter and jelly
  - coffee and tea
  - bottled water
- o Manual can opener
- o Prescription medication (2 week supply)
- o pet food
- o Disposable plates, cups and utensils
- o Infant care items such as disposable diapers
- o First aid supplies
- o Masking or duct tape
- o Flashlight or lantern and extra batteries
- o Battery operated radio and extra batteries
- o Non-electric clock
- o Ice chest
- o Extra flashlight or lantern bulbs
- o Canned heat (sterno)
- o Lamp or lantern with fuel supply
- o Portable outdoor camping stove or grill with fuel supply
- o Plastic trash bags
- o Plastic sheeting for drop cloth
- o Chlorinated bleach (unscented)
- o Fire extinguisher (ABC type)
- o Mosquito repellent
- o Other items that may be useful include:
  - hammer
  - screwdriver
  - pliers and wrenches
  - handsaw
  - razor knife
  - ax or chainsaw
  - rope caulking
  - nails and screws
  - rope and wire
  - bucket, mop, broom, scrub brush and rags
  - all purpose cleaner
  - ladder
  - sandbags
  - portable generator
  - sheets of plywood
  - shovel, rake, wheelbarrow
  - tree pruner

---

## HURRICANE EVACUATION KIT

Wherever you decide to seek refuge during a hurricane evacuation:

1) a friend's home; 2) a motel/hotel; or 3) an emergency public shelter - you must take provisions with you.

The following suggested items will make your temporary stay more comfortable:

- o Cash
- o Foods (canned goods and nonperishable foods that do not need cooking)
- o Drinking water in nonbreakable container - 2 gallons per person per day
- o Special dietary food if required
- o Identification, valuable papers, insurance policies and photos in a waterproof container
- o Personal hygiene items such as: soap, deodorant, shampoo, toothbrush, toothpaste, aspirin, antacid, diapers, washcloth, towel, etc.
- o Utensils such as: manual can opener, disposable plates, cups, forks, knives, spoons, napkins, etc.
- o Personal aids, such as eyeglasses, hearing aids, prosthetic devices, etc.
- o Prescription medications
- o Specific medical information
- o Books, magazines, cards, toys and games
- o Infant care items such as: formula, baby food and disposable diapers
- o Battery operated radio
- o Flashlight or lantern
- o First aid kit, which includes: betadine solution, gauze bandages, adhesive tape, sterile pads, bandaids, triangular bandages, safety scissors, nonprescription medication
- o Extra batteries for radio and flashlights
- o Sleeping bag or blanket, sheet and pillow
- o Change of clothing
- o Rainwear

**Remember - alcoholic beverages, pets and weapons are not allowed inside emergency public shelters**

**SPECIAL NEEDS SHELTER**  
**ANDERSON MIDDLE SCHOOL**

7000 Atlantic Ridge Drive  
Stuart, Florida 34997

To register for the special needs shelter  
contact Emergency Management at  
(772) 287-1652

**MARTIN COUNTY  
PRIMARY & SECONDARY  
AMERICAN RED CROSS  
HURRICANE SHELTERS**

**Palm City Area**

Hidden Oaks Middle School  
2801 SW Martin Highway

Citrus Grove Elementary  
2527 SW Citrus Boulevard

**North County**

Jensen Beach High School  
2875 NW Goldenrod Road

Felix Williams Elementary School  
401 NW Baker Road

**Mid/South County**

Port Salerno Elementary School  
3260 SE Lionel Terrace

**Mid County**

J. D. Parker Elementary School  
1010 East 10<sup>th</sup> Street

**Western County**

Indiantown Middle School  
16303 SW Farms Road

Warfield Elementary School  
15261 SW 150<sup>th</sup> Street

**SHELTER INFORMATION**

**ALL SHELTERS WILL NOT BE OPENED  
AT THE SAME TIME. YOU MUST LISTEN  
TO LOCAL RADIO & TV STATIONS FOR  
INSTRUCTIONS! ALL SHELTERS WILL  
HAVE FIRST AID PERSONNEL ON HAND.**

**ONE SPECIAL NEEDS SHELTER  
SUPERVISED BY THE HEALTH  
DEPARTMENT WILL BE LOCATED AT  
ANDERSON MIDDLE SCHOOL  
7000 Atlantic Ridge Drive  
Stuart, Florida 34997**

**EMERGENCY BROADCAST STATIONS**

	FM		AM
*WQCS	FP 88.9	WPSL	PSL 1590
WZZR	FP 94.3	*WJNX	FP 1330
WQOL	FP 103.7	WAXE	VB 1370
WHLG	FP 101.3	WIRA	FP 1400
WOSN	VB 97.1	*WSTU	STU 1450
WAVW	FP 92.7	WTTB	VB 1490
WGYL	VB 93.7		
WFLM	FP 104.7		

TV	CHANNEL 5	CHANNEL 12
	CHANNEL 25	CHANNEL 29

**CONSULT YOUR TV DIRECTORY FOR  
CABLE TV LISTINGS OF THESE STATIONS**

**\*During emergencies official Martin  
County information will be carried on  
radio station WQCS (88.9 FM) at 9:00  
am, 1:00 pm, and 6:30 pm. In addition,  
WSTU (1450 AM) and WJNX (1330  
AM) will broadcast live from the  
Emergency Operations Center (EOC).**

***For public emergency information during disasters call (772) 287-1652***

**MONITOR LOCAL MEDIA FOR SHELTER SITES & OPENING TIMES**  
**\*\*ALL SHELTERS MAY NOT BE OPENED AT THE SAME TIME\*\***

For more information please call:  
American Red Cross Martin County Chapter  
2750 S. Kanner Highway; Stuart, FL 34994  
772-287-2002

Website: [www.redcross.org/pbtc](http://www.redcross.org/pbtc)

**WARNING!!!**

**Shelters are a last resort**

Determine Your Plan

Plan A: Stay Home--if safe

Plan B: Stay with local friends

Plan C: Relocate outside the area

Plan D: Go to a Red Cross Shelter

**Supplies to Bring to the Shelter**

Medicine/Prescriptions

Flashlight/batteries, battery powered radio

Drinking water/snacks

Cot & blanket or sleeping bag and pillow

Special diet food

Toiletries/baby items, if needed

**Domestic Pet Sheltering Program**

Only service animals are permitted in the American Red Cross shelters in Martin County. Pets are not permitted.

The Humane Society of the Treasure Coast will take in and care for domestic pets for those who are required to evacuate. Pre-Registration for domestic pet sheltering is required as space at the HSTC shelter is limited. Call the HSTC at (772) 223-8822 to request a pet shelter registration form or to obtain additional information. Should you have to leave your pet at the HSTC, please remember the following:

- Pets only! No people.
- You must pre-register your pet
- Pets must be at the shelter before the storm arrives
- No sick or aggressive animals will be accepted
- Pets must have written proof of current vaccinations
- ID and rabies tags must be valid and on collar

Remember! The HSTC will only accept your pets if you have been ordered to evacuate.



Humane Society  
of the Treasure Coast  
4100 SW Leighton Farm Avenue  
Palm City, FL 34990  
(772) 223-8822  
[www.humanesociety-tc.org](http://www.humanesociety-tc.org)